

St George Water Supply Scheme

Scheme Summary

Irrigation pricing proposal

1 July 2025 to 30 June 2029

Context

St George Water Supply Scheme (St George) prices were set (gazetted) for the period 2020-21 through to 2024-25 (current period) via Rural Pricing Direction Notices issued by the Queensland Treasurer in 2020¹, 2021² and 2023³.

In early 2023, the Queensland Government directed the Queensland Competition Authority (the QCA) to recommend prices for St George irrigation services for the next price path period, covering **1 July 2025 to 30 June 2029**.

This scheme level summary forms part of Sunwater’s submission to the QCA and provides irrigation customers with an overview of our proposal. It should be read in conjunction with the complete submission and includes:

- proposed prices and their basis
- engagement with customers, their feedback and how it was addressed

- operating and renewals expenditure forecasts
- the overall revenue requirement.

Entitlements and usage

St George holds total water access entitlements (WAE) of 84,575ML (**Figure 1**). Most entitlements are medium priority and held by customers who use water for irrigation purposes.

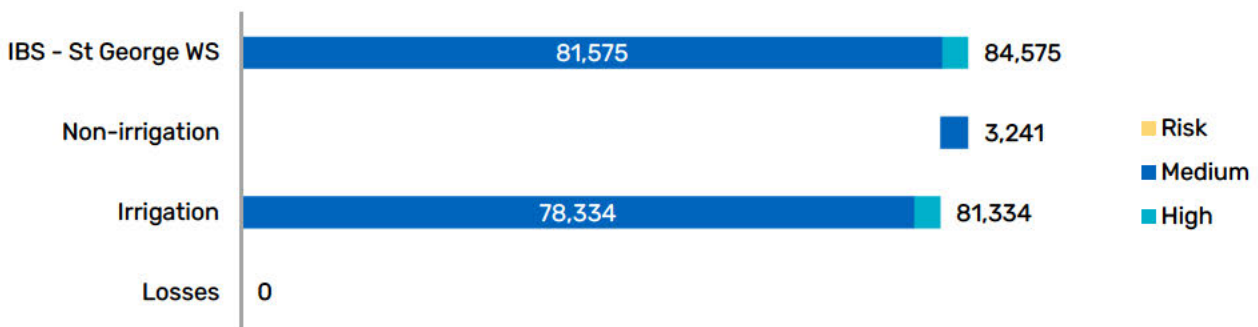
Long-term (20-year) average annual usage in the scheme is 72,605ML per annum. This is equivalent to 85.8 per cent of total WAE, down from 88.6 per cent at the time of the last irrigation pricing review.

Tariff groups

At the last price review, three tariff groups existed due to historical pricing practices / policies. However, St George prices are not differentiated on cost and in 2024-25 medium priority irrigation prices are the same for the St George, and St George (local management supply) tariff groups.

One set of high and medium priority prices is shown in this document.

Figure 1 - St George water access entitlements (as at 30 June 2023)



¹ Queens and Government Gazette No. 67 (July 2020) Sunwater Rural Water Pricing Direction Notice (No. 1) 2020
² Queens and Government Gazette No. 25 (June 2021) Sunwater Rural Water Pricing Direction Notice (No. 1) 2021

³ Queens and Government Gazette No. 54 (March 2021) Sunwater Irrigation Water Pricing Direction Notice (No. 1) 2023

Proposal in summary

During engagement with scheme customers, Sunwater outlined proposed operating costs and renewals expenditure required to deliver irrigation services over the next price path period; required revenue and price calculations; as well as a potential cost recovery change with implications for customer prices. Balancing what we heard from customers with the benefits and risks of these changes we propose to:

1. recover renewals expenditure via a regulated asset base (RAB) methodology
2. refresh our Service and Performance Plans (S&PPs).

Further information relating to engagement outcomes is provided in the following section.

Proposed prices by tariff group

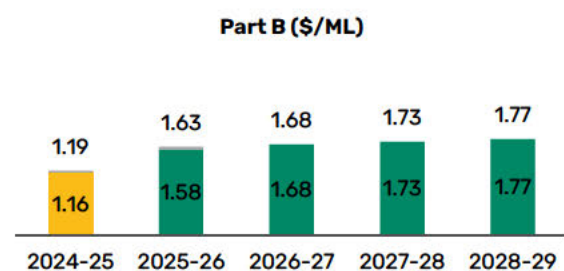
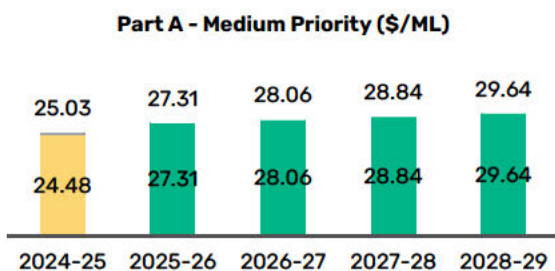
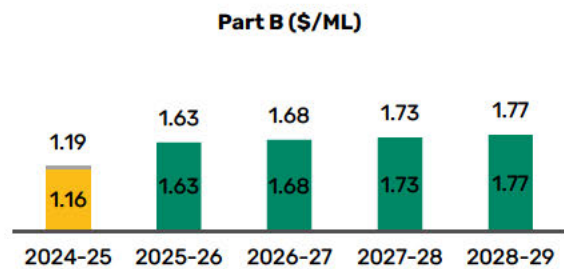
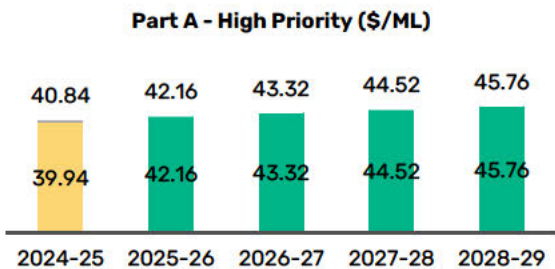
The prevailing price for 2024-25 is shown for comparison purposes with forecast prices for the review period. All discounts have been removed for ease of comparison. The green bars within the below chart reflect recommended irrigation prices for the price path period. Values shown at the top of the chart reflect cost-reflective prices for the charge. The grey bar element reflects the component of cost-reflective prices that Sunwater recovers via a community service obligation payment from the Queensland Government.

Prices reflect a RAB methodology.

Legend:

- / ■ Irrigation price (gazetted)
- / ■ Recommended irrigation price (proposed)
- / ■ Cost reflective irrigation price (proposed)

St George



Engagement

Sunwater contacted St George irrigation customers multiple times during the development of the pricing proposal.

How we engaged

Over the course of the last price path Sunwater has implemented a series of initiatives to improve customer experience and enable us to better understand and meet customers' needs and expectations. These initiatives include the Sunwater Customer App, the Online Portal, the introduction of the Water Trading Board, a formalised complaints and feedback process, and the establishment of Customer Advisory Committee forums.

Reflecting this shift, Sunwater established a three-stage stakeholder engagement strategy for this price path to inform and consult with customers during the submission development process.

We ensured every irrigation customer who wanted to engage could do so, by hosting:

- face-to-face customer meetings in this scheme during each of the three stages of engagement
- three online forums open to irrigation customers in all schemes.

We distributed and published project communication materials, including fact sheets and copies of presentations delivered at meetings, to ensure all customers had the opportunity to:

- learn about how irrigation prices are set
- review draft future costs and prices
- learn about and provide feedback on proposed changes to:
 - Service and Performance Plans
 - renewals expenditure recovery through irrigation prices.



- ✓ Dedicated project website and email



- ✓ 1 closed out action to provide further detail following Stage 2 engagement



- ✓ Emails and SMS sent about proposals and GoVote process
- ✓ Invitations sent via email, SMS and letter
- ✓ SMS reminders



- ✓ Irrigation Customer Invoice Calculator



- ✓ Four fact sheets
 - RAB
 - S&PPs
 - Stage 1 & 2 scheme specific fact sheets



- ✓ 3 face to face meetings
- ✓ 3 online meetings

What we heard

During our meetings we discussed matters of interest (**Table 1**) to St George customers. Generally, we were able to address questions and queries in the meeting. Where this was not possible, Sunwater captured the query / request and responded later via email. Based on discussions at these meetings, a key action was taken for St George:

- detailing additional information on renewals expenditure in our Stage 3 engagement material on future costs for the scheme (depicted by cost spikes in the renewals forecast).

This information is contained in the **Expenditure Focus** section of this summary.

GoVote

Six St George customers responded to the online survey, representing approximately four per cent of eligible irrigation customers. Customers received multiple communications about the opportunity to participate from both Sunwater and the provider, GoVote. For a full explanation of the GoVote process and how Sunwater used this information to finalise its proposal, refer to the Customer Engagement chapter of Sunwater's pricing submission.

Table 1 - Key customer interests

Forum details	Attendees	Key customer interests
Stage 1 engagement		
<p><i>Forum:</i> Face-to-face engagement with <u>St George</u> customers</p> <p><i>Theme:</i> Learn how irrigation prices are set and how you can be involved in influencing Sunwater's pricing submission to the QCA</p>	6	Customer engagement – lack of participation Customer engagement – feedback process Overspending – QCA true-up mechanism
<p><i>Forum:</i> Teams webinar, <u>all schemes</u> invited</p> <p><i>Theme:</i> Learn how irrigation prices are set and how you can be involved in influencing Sunwater's pricing submission to the QCA</p>	12	How prices are set - general
Stage 2 engagement		
<p><i>Forum:</i> Face-to-face engagement with <u>St George</u> customers</p> <p><i>Theme:</i> Draft future prices and the following proposals for customer feedback:</p> <ul style="list-style-type: none"> • changes to Service and Performance Plans • changes to the way renewals expenditure is recovered through irrigation prices. 	7	RAB v annuity – forecast cost spikes and impact on prices under each methodology How Sunwater reduces insurance costs Price increases Forecasting costs Lower bound policy RAB v annuity – interest / depreciation under the RAB Customer engagement – feedback process RAB v annuity – contributing to future renewals under annuity RAB v annuity – other businesses Underspending – perceived profiteering Overspending – QCA true-up mechanism Water plan amendments
<p><i>Forum:</i> Teams webinar, <u>all schemes</u> invited</p> <p><i>Theme:</i> Draft future prices and proposals for customer feedback</p>	15	Community Service Obligation

Stage 3 engagement		
<p><i>Forum:</i> Face-to-face engagement with <u>St George</u> customers</p> <p><i>Theme:</i> Outline Sunwater s pricing proposal, having taken into account customer feedback and preferences</p>	5	Inflation - objection to inclusion of inflation in base year Support costs - request for further breakdown Impact of the HUF on MP v HP prices Inhouse v external resourcing for operational works Customer compliment about online calculator
<p><i>Forum:</i> Teams webinar, <u>all schemes</u> invited</p> <p><i>Theme:</i> Outline Sunwater s pricing proposal, having taken into account customer feedback and preferences</p>	7	RAB v annuity

Other feedback

Following our Stage 2 engagement forum with St George customers, we closed out an action with those in attendance to provide further information on how other businesses have benefited from the change to a RAB and provide further explanation of the QCA’s roll-forward mechanism that facilitates what we had previously discussed as a “true-up” of actual and forecast expenditure.

This correspondence prompted a further phone discussion with an interested customer about price increases and how Sunwater’s prudence and efficiency review had made a difference to prices between engagement Stages 2 and 3, the definition of the Dam Improvement Program (funded by government) and confirmation that the Thuraggi Channel repair project did not fall within this category of work.

This correspondence has been appended to this document.

Proposal to change the method of renewal cost recovery

This proposal was put forward as a change to all water supply schemes. Considering feedback from all sources (including the GoVote results shown on **Figure 2**, **Figure 3** and **Figure 4**), and the benefits to be gained, Sunwater has included a shift to a RAB-based recovery of renewals expenditure as part of its submission.

Our full reasoning for adopting a RAB-based renewals recovery proposal is outlined in Sunwater’s pricing submission.

Proposal to refresh Service and Performance Plans

This proposal was put forward as a change to all water supply schemes. Considering feedback from all sources, and the benefits to be gained, Sunwater proposes to adopt the refreshed S&PPs format and process.

Our full reasoning is outlined in Sunwater’s pricing submission.

Figure 5 reproduces the overall responses we received during our GoVote process.

Service standards

The current service standards that apply for the St George scheme were included as part of our Stage 2 engagement. These are the customer service standards that drive the work we do and influence operations, maintenance, and renewals expenditure in this scheme.

Figure 2 - How schemes responded to the RAB proposal – question and responses

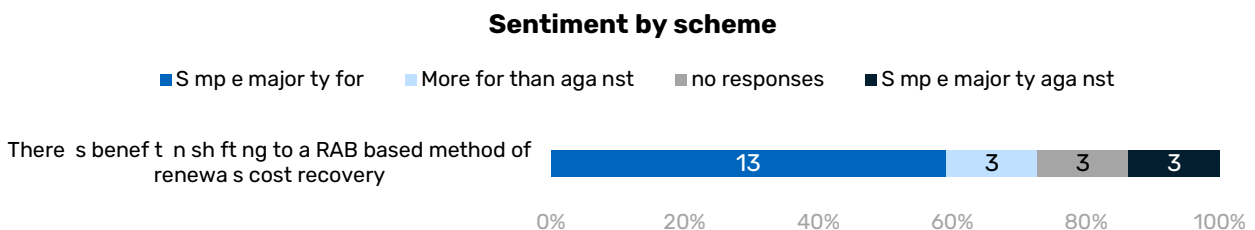


Figure 3 - How St George responded to the RAB proposal – question and responses

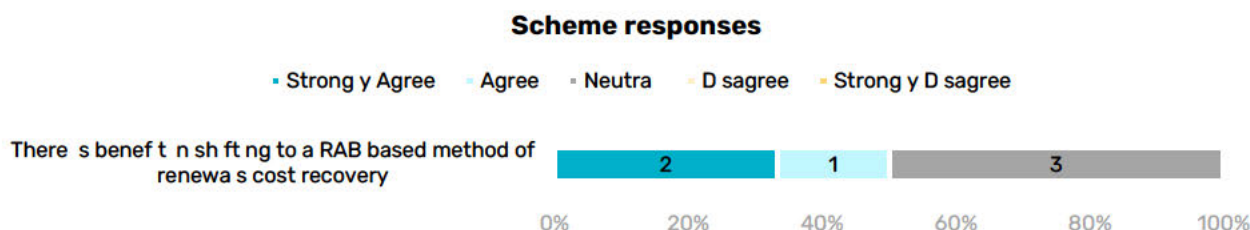


Figure 4 - How Sunwater’s irrigation customers responded to the RAB proposal – question and responses

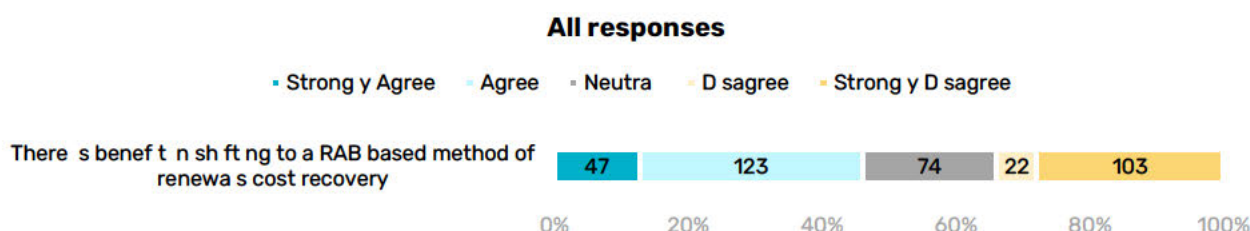


Figure 5 - How Sunwater’s irrigation customers responded to the S&PP proposal – question and responses

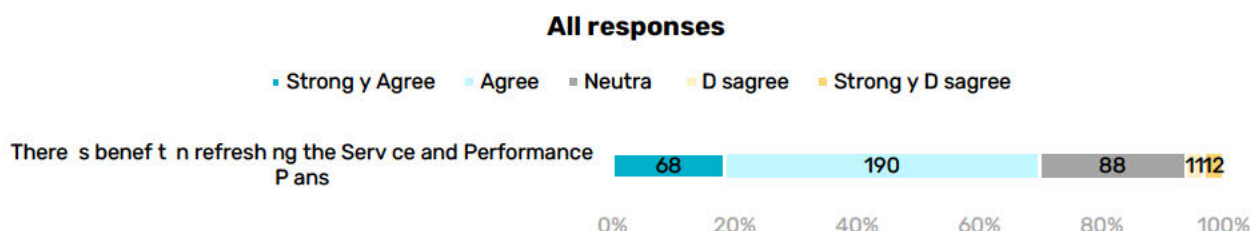


Table 2 - Service standards for St George

Service standards	Standard	Target
<i>Planned shutdowns – notification</i>	For shutdowns planned to exceed 2 weeks	8 weeks
	For shutdowns planned to exceed 3 days	2 weeks
	For shutdowns planned to be less than 3 days	5 days
<i>Unplanned shutdowns – duration</i>	During Peak Demand Period	48 hours
	Outside Peak Demand Period	5 working days
<i>Unplanned shutdowns – notification</i>	Affected customers will be notified of the likely duration of the interruption to supply	Within 24 hours of Sunwater learning of the event or by the end of the first business day following the event, whichever is the earlier
<i>Maximum number of interruptions</i>	Planned or unplanned interruptions per water year	10
<i>Meter repairs</i>	Faults causing restrictions to supply will be repaired	Within 1 working day
<i>Complaints and enquiries</i>	Initial response (Acknowledge)	5 working days
	Resolve or provide written response	21 days

Expenditure focus

This section shows the final forecast operating expenditure (opex) and renewals expenditure for the St George scheme.

Operating expenditure

Sunwater’s opex forecast was developed using the base-step-trend methodology presented in our pricing submission.

Sunwater’s proposed base year (2022-23 actuals after adjustments) of \$1.5M is shown on **Figure 6** and is \$0.20M (15 per cent) higher than the QCA’s allowance for the same year (after adjustment for actual inflation).

Key drivers of this difference include:

- increases in categories such as insurance, other expenditure (which includes land tax, rates and vehicle leasing, which was previously captured under support costs), labour (direct) and support costs
- offset by decreases in materials and contractor costs.

Operations and maintenance have been split into other direct costs, materials, contractors, and direct labour to better explain the drivers of higher costs.

Support costs include indirect activities (those that support a specific direct activity such as dam safety, pricing and regulation, and water planning), and local and corporate support, such as depots, local administration teams and offices, finance, payroll, procurement, human resources, information and communications technology, cybersecurity, and other necessary costs of doing business.

Price path opex forecast

The St George opex forecast for the price path period is shown in **Table 3**.

The base-step-trend approach to develop our forecasts is described in detail in Sunwater’s pricing submission. In summary, we take the base-year (**Figure 6**) and apply assumptions relating to inflation plus a step change in opex associated with our billing system renewal.

Table 4 shows how the relative mix of opex cost categories is changing under Sunwater’s forecast prices.

For each dollar of total opex spent, the percentages shown reflect the cents the category contributes.

Figure 6 - Scheme level breakdown of difference between Sunwater's base year and QCA allowance (2022-23)

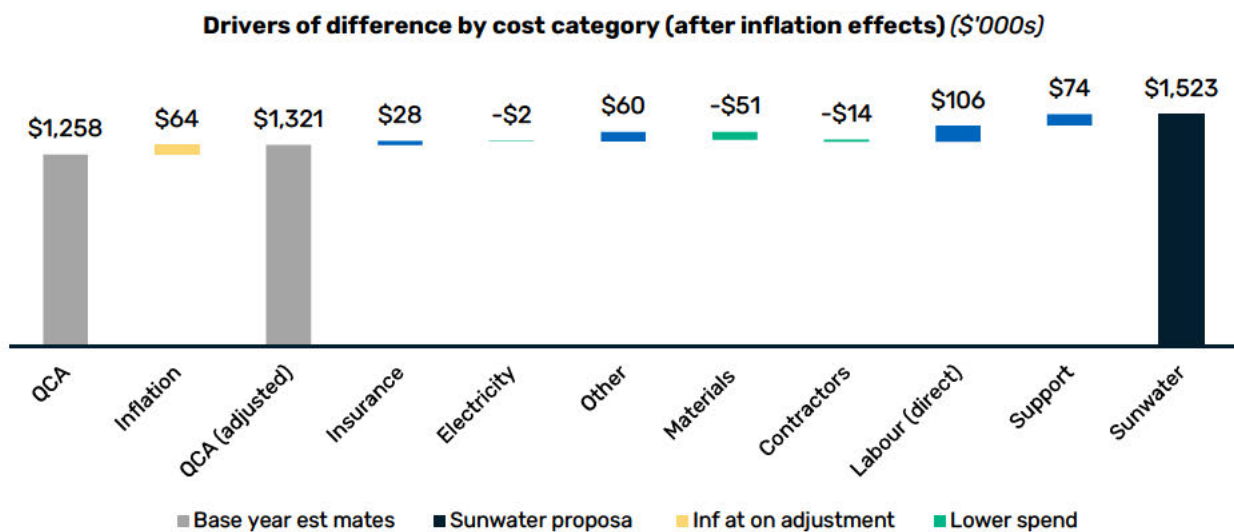
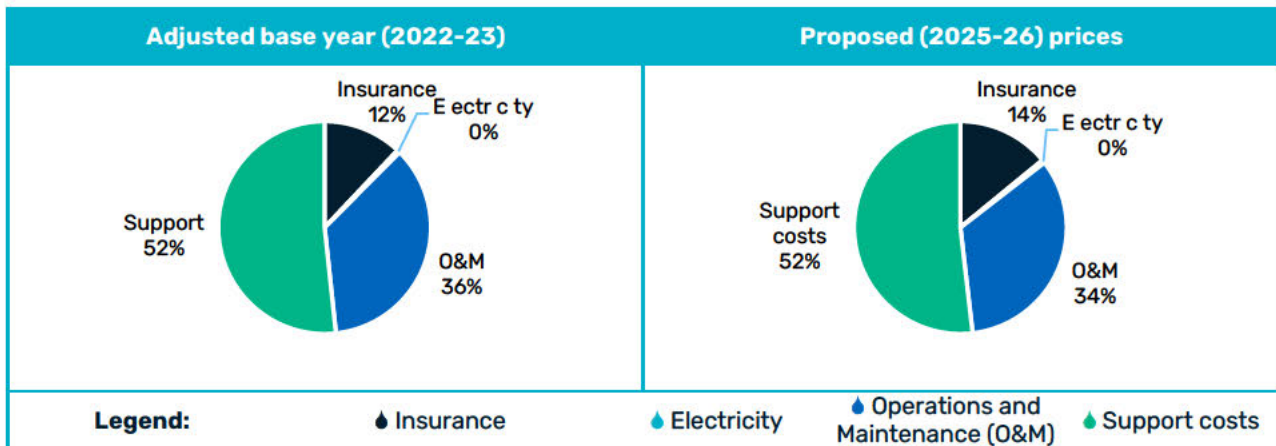


Table 3 - St George opex forecasts for price path period (\$'000s)

Cost categories	2025-26	2026-27	2027-28	2028-29
Insurance	\$249.9	\$255.8	\$261.6	\$266.8
Electricity	\$7.9	\$8.1	\$8.3	\$8.5
Operations and maintenance ¹	\$597.6	\$612.0	\$624.9	\$637.3
Support costs	\$920.6	\$939.4	\$959.6	\$979.0
Cost transfer				
Opex - BST sub-total	\$1,776.1	\$1,815.4	\$1,854.4	\$1,891.6
Renewals opex	\$0.0	\$14.9	\$148.2	\$208.2
Opex total	\$1,776.1	\$1,830.3	\$2,002.6	\$2,099.9

Note 1: Includes preventative and corrective maintenance categories.

Table 4 - Relative contribution of major opex categories to total opex (prior to cost transfers)



Forecast premium increases mean that insurance costs will account for a more significant portion of total opex for St George over the price path period.

Renewals opex has been excluded as this is a new category that applies under a RAB-based recovery of renewals expenditure.

Renewals (capital)

This section addresses actual renewals expenditure for the 2019-20 to 2022-23 period, forecasts for the remainder of the current pricing period (2023-24 to 2024-25) and forecasts relevant for the price path period. Sunwater's approach to the delivery and forecast of renewals expenditure is set out in our pricing submission.

Discussion of current period expenditure is presented with reference to the annuity funding methodology, while forecasts for the price path period refer to the RAB-funding methodology.

As Sunwater's RAB-funding methodology is a proposal for assessment by the QCA and Government, the full forecast required for an annuity-funding methodology is presented for completeness.

Current period (plus roll-forward)

Sunwater expects to have delivered \$7.48M in renewals activities for the 2019-20 to 2024-25 period. The QCA allowance⁴ for the same period was \$5.49M. This is shown in **Table 5** which also includes the roll-forward of annuity expenditure from the QCA's 2018-19 closing balance to 30 June 2025.

St George is forecast to have a negative annuity closing balance.

The opening RAB balance for the St George Scheme has been set at \$6.59M, consistent with the approach set out in Sunwater's pricing submission.

Significant projects delivered (or forecast to be delivered) in this period (by value) are shown in **Table 6**.

Price path period

Sunwater's submission document describes in detail the way we have developed our renewals expenditure forecast for the next price path period.

Table 7 shows the forecast for St George for the price path period, with a focus on the top five programs by aggregate spend. Each program forecast comprises a mix of capex and opex, with values separated at the bottom of the table used for the setting of prices.

A program comprises several individual projects that have common characteristics. For example, a valve replacement program will comprise multiple valve replacements over the period. The justification (need) for each project within a program is generally the same and similar approaches are typically adopted for the estimation of project costs.

The largest projects (outside major programs) forecast to be delivered in this period (by value) are shown in **Table 9**.

An additional \$1.502M in capital expenditure (not shown **Table 7**) has been added to 2025-26 as the St George portion of the \$42.4M whole-of-business project to renew Sunwater's billing system.

Table 5 - Current pricing period expenditure and renewals annuity roll-forward (\$'000s)

	2018-19	2019-20	2020-21	2021-22	2022-23	2023-24	2024-25	
	Actual	Actual	Actual	Actual	Actual	Forecast	Forecast	
			<i>Current price path period</i>					
Opening balance		-\$2,750.2	-\$5,342.9	-\$5,517.8	-\$5,879.6	-\$6,013.4	-\$6,233.3	Aggregate spend -\$7,481.2
Expenditure		-\$3,180.0	-\$761.7	-\$946.0	-\$754.0	-\$844.5	-\$995.0	
Insurance proceeds								
Annuity contribution		\$707.5	\$820.4	\$825.5	\$877.2	\$887.6	\$907.5	
Interest		-\$120.2	-\$233.6	-\$241.3	-\$257.1	-\$262.9	-\$272.5	
Closing balance¹	-\$2,750.2	-\$5,342.9	-\$5,517.8	-\$5,879.6	-\$6,013.4	-\$6,233.3	-\$6,593.3	

Note 1: Closing balance for 2018-19 was set by the QCA at the last pricing review. The calculated (forecast) 2024-25 value is used to set the opening balance of the regulated asset base for the price path period.

⁴ Revenue Model issued by QCA with its Final Model (January 2020)

Table 6 – Significant projects (by value) delivered in this period (\$'000s)

Project name	Year	Value
16BAL12 – Install a Filter Zone between Thuraggi Inlet and Outlet – Beardmore Dam	2016-21	\$3,468
19BAL07 Repair Concrete on Spillway, Causeway & Downstream Face – Beardmore Dam	2021-22	\$837
20BAL07 Beardmore Dam – Comprehensive Risk Assessment (CRA)	2020-23	\$703

Table 7 – Price path period – forecast renewals expenditure (\$'000s)

Category	2025-26	2026-27	2027-28	2028-29	Aggregate	Percentage
18. Dam Instrumentation Program	\$0.0	\$0.0	\$2,649.0	\$0.0	\$2,649.0	39%
9. SCADA	\$1,752.1	\$860.8	\$0.0	\$0.0	\$2,612.9	38%
20. Dam Safety Management Program	\$767.9	\$0.0	\$0.0	\$0.0	\$767.9	11%
17. Arc Flash Program	\$218.2	\$135.1	\$0.0	\$0.0	\$353.3	5%
5. Dam-Related Works Program	\$0.0	\$0.0	\$148.2	\$0.0	\$148.2	2%
Remaining Programs	\$30.9	\$39.7	\$0.0	\$160.4	\$231.0	3%
Sub-total – programs	\$2,769.0	\$1,035.7	\$2,797.2	\$160.4	\$6,762.2	99%
Projects not captured in programs	\$0.0	\$0.0	\$0.0	\$47.9	\$47.9	1%
Total	\$2,769.0	\$1,035.7	\$2,797.2	\$208.2	\$6,810.1	100%
Capex	\$2,769.0	\$1,020.8	\$2,649.0	\$0.0	\$6,438.8	95%
Renewals opex	\$0.0	\$14.9	\$148.2	\$208.2	\$371.2	5%

Table 8 – Significant individual projects (by value) to be delivered during the price path period (\$'000s)

Project name	Year	Value	Percentage total
Install Control Equipment – Jack Taylor Weir 229.6Km – Electrical Systems	2026	\$1,277.8	19%
SCADA Install – Jack Taylor Weir Spillway	2026	\$459.1	7%
SCADA Install – Beardmore Dam Spillway	2026	\$459.1	7%

Beyond price path period

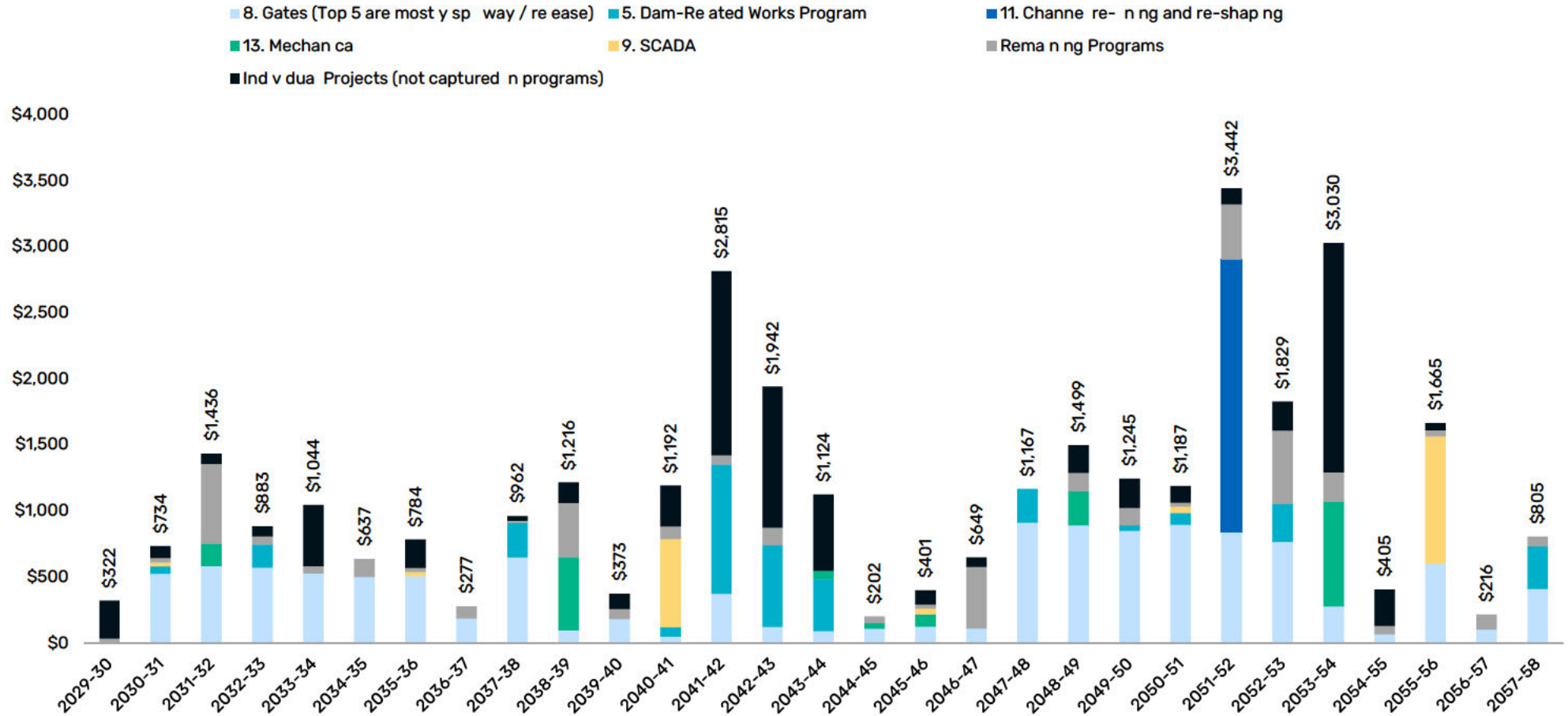
Expenditure beyond the price path is not relevant to the setting of prices for the 2025-26 to 2028-29 period under a RAB methodology. It is presented in **Figure 7** for completeness. This profile underpins the alternative annuity-base prices presented in the **Revenue and pricing** section of this summary.

Significant (by value) projects forecast for completion between 2029-30 and 2057-58 are shown in **Table 9**. Expenditure commencement dates are shown. For programs, expenditure will typically occur throughout the period.

Table 9 - Key projects beyond the price path period (2029-30 to 2057-58) period (\$'000s)

Project name	Commencement year	Value	Percentage total
Refurbish Structure - EJ Beardmore Dam - Spillway	2031	\$5,055	15%
Refurbish Regulating Gate - Jack Taylor Weir 229.6Km - Spillway	2031	\$2,966	9%
Comprehensive Risk Assessment Inspection - EJ Beardmore Dam	2028	\$1,463	4%
Refurbish 36T Gantry Crane - EJ Beardmore Dam - Spillway	2029	\$1,411	4%
Refurbish Outlet Conduit 1 (1524 X 1524) - EJ Beardmore Dam - Outlet Works	2052	\$1,031	3%
Other	Varies	\$21,555	64%
Total		\$33,481	

Figure 7 - Expenditure by major program beyond the price path period (relevant under an annuity method of cost recovery)



Revenue and pricing

This section shows the final revenue requirement at scheme level. Values shown are prior to allocation to fixed (high or medium priority) or variable charges. These values represent Sunwater’s estimate of the revenue required to continue to meet customer service standards and regulatory obligations under the current regulatory framework.

Revenue requirement

Table 10 brings together the price-path related expenditure building blocks. This includes a revenue offset building block as well as adjustments for the return of annuity positive balance funds (where applicable to a scheme), insurance review event funds and the QCA’s review fee, which is applied only to irrigation entitlements.

Table 10 – Forecast revenue requirement (inclusive of revenue adjustments) (\$’000s)

Building block	2025-26	2026-27	2027-28	2028-29	Aggregate	Percentage
Price path related expenditure						
Opex	\$1,776.1	\$1,815.4	\$1,854.4	\$1,891.6	\$7,337.6	70.9%
Renewals opex	\$0.0	\$14.9	\$148.2	\$208.2	\$371.2	3.6%
Capital returns	\$389.0	\$503.3	\$599.7	\$662.7	\$2,154.7	20.8%
Tax allowance	\$0.0	\$0.0	\$0.0	\$0.0	\$0.0	0.0%
Sub-total	\$2,165.1	\$2,333.6	\$2,602.3	\$2,762.6	\$9,863.6	95.3%
Revenue adjustments						
Revenue offsets	-\$2.3	-\$2.4	-\$2.5	-\$2.5	-\$9.8	-0.1%
Insurance review	\$71.5	\$73.6	\$75.6	\$77.5	\$298.1	2.9%
QCA fee ¹	\$46.3	\$47.6	\$48.9	\$50.3	\$193.1	1.9%
Sub-total	\$115.5	\$118.7	\$122.0	\$125.2	\$481.5	4.7%
Total	\$2,280.5	\$2,452.3	\$2,724.4	\$2,887.8	\$10,345.0	100.0%

Note 1: The QCA fee is apportioned to each scheme on the basis of irrigation entitlements.

Prices

As outlined above (and in detail in our pricing submission), Sunwater is proposing to shift to a RAB-based recovery of renewals expenditure. Prices under a RAB methodology are presented in the **Proposal in summary** section.

The following tables show recommended irrigation prices (by tariff group) for the price path period for both the RAB and annuity cost recovery methodologies. They also show the difference between the two to highlight the impact of the change on irrigators.

St George

Recommended prices for the St George tariff group are shown in **Table 11**.

Table 11 Comparison of recommended prices – St George tariff group

Charge	Methodology	2025-26	2026-27	2027-28	2028-29
Part A (\$/ML) - High priority	Proposed (RAB)	\$42.16	\$43.32	\$44.52	\$45.76
	Annuity	\$43.59	\$47.40	\$51.40	\$55.58
	Difference	-\$1.43	-\$4.08	-\$6.87	-\$9.82
Part B (\$/ML)	Proposed (RAB)	\$1.63	\$1.68	\$1.73	\$1.77
	Annuity	\$1.19	\$1.23	\$1.26	\$1.29
	Difference	+\$0.44	+\$0.45	+\$0.47	+\$0.48
Part A (\$/ML) - Medium priority	Proposed (RAB)	\$27.31	\$28.06	\$28.84	\$29.64
	Annuity	\$27.70	\$31.08	\$34.62	\$38.33
	Difference	-\$0.39	-\$3.01	-\$5.78	-\$8.70
Part B (\$/ML)	Proposed (RAB)	\$1.58	\$1.68	\$1.73	\$1.77
	Annuity	\$1.19	\$1.23	\$1.26	\$1.29
	Difference	+\$0.39	+\$0.45	+\$0.47	+\$0.48

Appendix - Correspondence

Keelie O'Sullivan

From: Keelie O'Sullivan
Sent: Wednesday, 9 August 2023 3:10 PM
To: [REDACTED]
Cc: Sunwater Irrigation Price Path
Subject: IPP25 - Stage 2 - St George meeting follow up

Hi [REDACTED]

Thank you for joining us in St George last month. I took away an action to come back to the group on a couple of topics including:

- how other businesses have benefited from the change to a regulated asset base (RAB)?
- what would happen under a RAB if Sunwater received money for work that had been forecast, but the money did not get spent?
- what would happen if Sunwater spent more than what was forecast?

The change to a RAB has delivered a number of benefits where it has occurred, linked to the reasons Sunwater has stated for pursuing the change:

- Greater efficiency of effort with significantly reduced re-work associated with reviewing, reforecasting and justifying expenditure in the outer years (years 5-33) at multiple pricing reviews.
- Improved engagement with customers – the focus is simplified to be on projects that are occurring in the near term, aligned with the period for which prices have been / are going to be set.

Both the annuity and RAB methodologies have a roll-forward mechanism that facilitates, what we briefly discussed in St George as a “true-up” of actual and forecast expenditure:

- In the annuity methodology this true up is seen in the form of the opening annuity balance at the start of the next pricing period. Where expenditure was less than expected this will be reflected in a lower opening balance, reflecting the fact that Sunwater earned more (via the annuity contribution) and spent less than expected.
- The same general approach is applied under a RAB methodology seen in the RAB opening balance at the start of a pricing period. The major difference is that the true up is not automatically applied to opex elements that are currently contained within the annuity expenditure, but would not be included in the RAB under a RAB methodology.

Under both methodologies the true-up process comes with a QCA review of what Sunwater actually spent. Only expenditure that is prudent and efficient is “allowed” to be included in the roll-forward calculations.

Thank you for your patience in allowing us the time to respond, and please ping out if you have any further queries.

I want to highlight we have an online session tomorrow covering the same topics if you'd like to raise anything in that group session (you can register via: <https://bit.ly/PricePathStage2>), but otherwise we hope to see you during our 'stage 3' face to face session for St George which will be in late Oct/early Nov this year (details to come).

Keelie

[REDACTED]



Sunwater acknowledges Aboriginal and Torres Strait Islander peoples as the first peoples of this country and Traditional Custodians of the land and water we rely on. We respect and value their continued sacred connection to Country, including the diverse, rich traditions, languages and customs that are the longest living in the world. We acknowledge their resilience in the face of significant and ongoing historical, cultural and political change within Australia. We recognise and value the importance of truth-telling today, and our role to listen and learn.

Keelie O'Sullivan

From: Keelie O'Sullivan
Sent: Wednesday, 9 August 2023 3:10 PM
To: [REDACTED]
Cc: Sunwater Irrigation Price Path
Subject: IPP25 - Stage 2 - St George meeting follow up

Good afternoon [REDACTED]

Thank you for joining us in St George last month. I took away an action to come back to the group on a couple of topics including:

- how other businesses have benefited from the change to a regulated asset base (RAB)?
- what would happen under a RAB if Sunwater received money for work that had been forecast, but the money did not get spent?
- what would happen if Sunwater spent more than what was forecast?

The change to a RAB has delivered a number of benefits where it has occurred, linked to the reasons Sunwater has stated for pursuing the change:

- Greater efficiency of effort with significantly reduced re-work associated with reviewing, reforecasting and justifying expenditure in the outer years (years 5-33) at multiple pricing reviews.
- Improved engagement with customers – the focus is simplified to be on projects that are occurring in the near term, aligned with the period for which prices have been / are going to be set.

Both the annuity and RAB methodologies have a roll-forward mechanism that facilitates, what we briefly discussed in St George as a “true-up” of actual and forecast expenditure:

- In the annuity methodology this true up is seen in the form of the opening annuity balance at the start of the next pricing period. Where expenditure was less than expected this will be reflected in a lower opening balance, reflecting the fact that Sunwater earned more (via the annuity contribution) and spent less than expected.
- The same general approach is applied under a RAB methodology seen in the RAB opening balance at the start of a pricing period. The major difference is that the true up is not automatically applied to opex elements that are currently contained within the annuity expenditure, but would not be included in the RAB under a RAB methodology.

Under both methodologies the true-up process comes with a QCA review of what Sunwater actually spent. Only expenditure that is prudent and efficient is “allowed” to be included in the roll-forward calculations.

Thank you for your patience in allowing us the time to respond, and please ping out if you have any further queries.

I want to highlight we have an online session tomorrow covering the same topics if you'd like to raise anything in that group session (you can register via: <https://bit.ly/PricePathStage2>), but otherwise we hope to see you during our 'stage 3' face to face session for St George which will be in late Oct/early Nov this year (details to come).

Keelie

[REDACTED]



Sunwater acknowledges Aboriginal and Torres Strait Islander peoples as the first peoples of this country and Traditional Custodians of the land and water we rely on. We respect and value their continued sacred connection to Country, including the diverse, rich traditions, languages and customs that are the longest living in the world. We acknowledge their resilience in the face of significant and ongoing historical, cultural and political change within Australia. We recognise and value the importance of truth-telling today, and our role to listen and learn.

Keelie O'Sullivan

From: Sunwater Irrigation Price Path
Sent: Wednesday, 9 August 2023 3:10 PM
To: [REDACTED]
Cc: Sunwater Irrigation Price Path
Subject: IPP25 - Stage 2 - St George meeting follow up

Good afternoon [REDACTED]

Thank you for joining us in St George last month. I took away an action to come back to the group on a couple of topics including:

- how other businesses have benefited from the change to a regulated asset base (RAB)?
- what would happen under a RAB if Sunwater received money for work that had been forecast, but the money did not get spent?
- what would happen if Sunwater spent more than what was forecast?

The change to a RAB has delivered a number of benefits where it has occurred, linked to the reasons Sunwater has stated for pursuing the change:

- Greater efficiency of effort with significantly reduced re-work associated with reviewing, reforecasting and justifying expenditure in the outer years (years 5-33) at multiple pricing reviews.
- Improved engagement with customers – the focus is simplified to be on projects that are occurring in the near term, aligned with the period for which prices have been / are going to be set.

Both the annuity and RAB methodologies have a roll-forward mechanism that facilitates, what we briefly discussed in St George as a “true-up” of actual and forecast expenditure:

- In the annuity methodology this true up is seen in the form of the opening annuity balance at the start of the next pricing period. Where expenditure was less than expected this will be reflected in a lower opening balance, reflecting the fact that Sunwater earned more (via the annuity contribution) and spent less than expected.
- The same general approach is applied under a RAB methodology seen in the RAB opening balance at the start of a pricing period. The major difference is that the true up is not automatically applied to opex elements that are currently contained within the annuity expenditure, but would not be included in the RAB under a RAB methodology.

Under both methodologies the true-up process comes with a QCA review of what Sunwater actually spent. Only expenditure that is prudent and efficient is “allowed” to be included in the roll-forward calculations.

Thank you for your patience in allowing us the time to respond, and please ping out if you have any further queries.

I want to highlight we have an online session tomorrow covering the same topics if you'd like to raise anything in that group session (you can register via: <https://bit.ly/PricePathStage2>), but otherwise we hope to see you during our 'stage 3' face to face session for St George which will be in late Oct/early Nov this year (details to come).

Keelie

Keelie O'Sullivan

From: Keelie O'Sullivan
Sent: Thursday, 10 August 2023 4:21 PM
To: [REDACTED]
Subject: IPP25 - Stage 2 - St George meeting follow up

Good afternoon [REDACTED]

Thank you for joining us in St George last month. I took away an action to come back to the group on a couple of topics including:

- how other businesses have benefited from the change to a regulated asset base (RAB)?
- what would happen under a RAB if Sunwater received money for work that had been forecast, but the money did not get spent?
- what would happen if Sunwater spent more than what was forecast?

The change to a RAB has delivered a number of benefits where it has occurred, linked to the reasons Sunwater has stated for pursuing the change:

- Greater efficiency of effort with significantly reduced re-work associated with reviewing, reforecasting and justifying expenditure in the outer years (years 5-33) at multiple pricing reviews.
- Improved engagement with customers – the focus is simplified to be on projects that are occurring in the near term, aligned with the period for which prices have been / are going to be set.

Both the annuity and RAB methodologies have a roll-forward mechanism that facilitates, what we briefly discussed in St George as a “true-up” of actual and forecast expenditure:

- In the annuity methodology this true up is seen in the form of the opening annuity balance at the start of the next pricing period. Where expenditure was less than expected this will be reflected in a lower opening balance, reflecting the fact that Sunwater earned more (via the annuity contribution) and spent less than expected.
- The same general approach is applied under a RAB methodology seen in the RAB opening balance at the start of a pricing period. The major difference is that the true up is not automatically applied to opex elements that are currently contained within the annuity expenditure, but would not be included in the RAB under a RAB methodology.

Under both methodologies the true-up process comes with a QCA review of what Sunwater actually spent. Only expenditure that is prudent and efficient is “allowed” to be included in the roll-forward calculations.

Thank you for your patience in allowing us the time to respond, and please sing out if you have any further queries.

I want to highlight we have an online session tomorrow covering the same topics if you'd like to raise anything in that group session (you can register via: <https://bit.ly/PricePathStage2>), but otherwise we hope to see you during our 'stage 3' face to face session for St George which will be in late Oct/early Nov this year (details to come).

Keelie

[REDACTED]



Sunwater acknowledges Aboriginal and Torres Strait Islander peoples as the first peoples of this country and Traditional Custodians of the land and water we rely on. We respect and value their continued sacred connection to Country, including the diverse, rich traditions, languages and customs that are the longest living in the world. We acknowledge their resilience in the face of significant and ongoing historical, cultural and political change within Australia. We recognise and value the importance of truth-telling today, and our role to listen and learn.

Keelie O'Sullivan

From: [REDACTED]
Sent: Tuesday, 29 August 2023 9:49 AM
To: Keelie O'Sullivan
Subject: RE: IPP25 - Stage 2 - St George meeting follow up

This Message Is From an Untrusted Sender

You have not previously corresponded with this sender.

Hi Keelie,

Thanks for your reply.

I would like to get a better understanding of the big drivers in St George's bulk water price path.

Would I be able to have a meeting (with a shared screen) with the financial modeler who can take me through the model and highlight the big tickets items for justification of price increases?

I'm aware from the presentation some of the drivers but in order to be comfortable with price path we need more detail.

I'm open to other solutions. Welcome to call me to discuss.

Thanks,
[REDACTED]

From: Keelie O'Sullivan [REDACTED]
Sent: Wednesday, August 9, 2023 3:10 PM
To: [REDACTED]
Cc: Sunwater Irrigation Price Path <pricepath@sunwater.com.au>
Subject: IPP25 - Stage 2 - St George meeting follow up

Restricted

Hi [REDACTED]

Thank you for joining us in St George last month. I took away an action to come back to the group on a couple of topics including:

- how other businesses have benefited from the change to a regulated asset base (RAB)?
- what would happen under a RAB if Sunwater received money for work that had been forecast, but the money did not get spent?
- what would happen if Sunwater spent more than what was forecast?

The change to a RAB has delivered a number of benefits where it has occurred, linked to the reasons Sunwater has stated for pursuing the change:

- Greater efficiency of effort with significantly reduced re-work associated with reviewing, reforecasting and justifying expenditure in the outer years (years 5-33) at multiple pricing reviews.
- Improved engagement with customers – the focus is simplified to be on projects that are occurring in the near term, aligned with the period for which prices have been / are going to be set.

Both the annuity and RAB methodologies have a roll-forward mechanism that facilitates, what we briefly discussed in St George as a “true-up” of actual and forecast expenditure:

- In the annuity methodology this true up is seen in the form of the opening annuity balance at the start of the next pricing period. Where expenditure was less than expected this will be reflected in a lower opening balance, reflecting the fact that Sunwater earned more (via the annuity contribution) and spent less than expected.
- The same general approach is applied under a RAB methodology seen in the RAB opening balance at the start of a pricing period. The major difference is that the true up is not automatically applied to opex elements that are currently contained within the annuity expenditure, but would not be included in the RAB under a RAB methodology.

Under both methodologies the true-up process comes with a QCA review of what Sunwater actually spent. Only expenditure that is prudent and efficient is “allowed” to be included in the roll-forward calculations.

Thank you for your patience in allowing us the time to respond, and please ping out if you have any further queries.

I want to highlight we have an online session tomorrow covering the same topics if you’d like to raise anything in that group session (you can register via: <https://bit.ly/PricePathStage2>), but otherwise we hope to see you during our ‘stage 3’ face to face session for St George which will be in late Oct/early Nov this year (details to come).

Keelie



Sunwater acknowledges Aboriginal and Torres Strait Islander peoples as the first peoples of this country and Traditional Custodians of the land and water we rely on. We respect and value their continued sacred connection to Country, including the diverse, rich traditions, languages and customs that are the longest living in the world. We acknowledge their resilience in the face of significant and ongoing historical, cultural and political change within Australia. We recognise and value the importance of truth-telling today, and our role to listen and learn.

Disclaimer:

The information in this e-mail together with any attachments is intended only for the person or entity to which it is addressed and may contain confidential and/or privileged material. Any form of review, disclosure, modification, distribution and/or publication of this e-mail message is prohibited. If you have received this message in error, you are asked to inform the sender as quickly as possible and delete this message and any copies of this message from your computer and/or your computer system network.

Privacy Collection Statement:

SunWater collects and uses your personal information to provide services and information to its customers, for its business

operations and to comply with the law. Our [Privacy Policy](#) (which includes our Credit Reporting Policy) tells you how we usually collect, use and disclose your personal information, credit information and credit eligibility information and how you can ask for access to it or seek correction of it. Our Privacy Policy also contains information about how you can make a complaint and how we will deal with such a complaint. If you would like further information about our privacy policies or practices, please contact our [Privacy Contact Officer](#).